

---

# EMOTIONAL HEALTH AND WELL-BEING & MENTAL HEALTH NEEDS OF CHILDREN AND YOUNG PEOPLE IN SOMERSET

**Alison Bell**

**Consultant in Public Health**

[WWW.SOMERSET.GOV.UK](http://WWW.SOMERSET.GOV.UK)



# Child & Adolescent Mental Health:

Health is a state of complete physical, mental and social well-being and not merely the absence of disease or infirmity. (*WHO 1948*)


*Preamble to the Constitution of the World Health Organization as adopted by the International Health Conference, New York, 19-22 June, 1946; signed on 22 July 1946 by the representatives of 61 States (Official Records of the World Health Organization, no. 2, p. 100) and entered into force on 7 April 1948*

[WWW.SOMERSET.GOV.UK](http://WWW.SOMERSET.GOV.UK)



# Mental illness is common

3 in class of 30 will have a diagnosable mental illness  
7 more will have emotional or behavioural difficulties



## What Does This Look Like On The Ground?

In an average class of 30 15-year-old pupils:

- three could have a clinically significant mental health problem
- ten are likely to have witnessed their parents separate
- one could have experienced the death of a parent
- seven are likely to have been bullied
- six may be self-harming

[WWW.SOMERSET.GOV.UK](http://WWW.SOMERSET.GOV.UK)



## In the community

- Socioeconomic deprivation
- Homelessness
- Disaster
- Discrimination
- Poor school ethos, including bullying

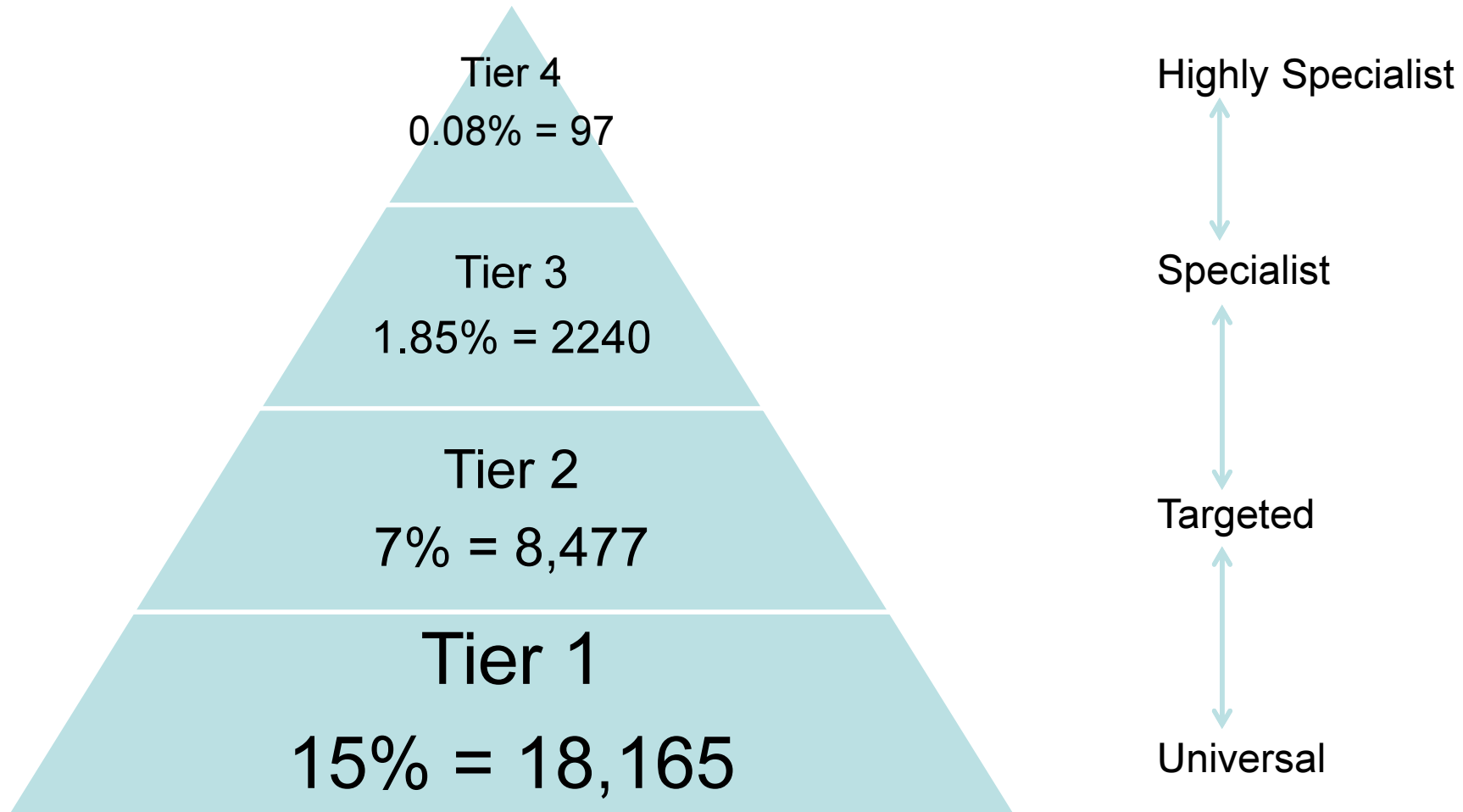
## In the family

- Poor parenting
- Parental conflict and family breakdown
- Physical, sexual or emotional abuse, neglect or domestic violence
- Parental mental illness, substance misuse, health problem or incarceration
- Death and loss, including being 'looked after'

## In the child or young person

- Low self esteem
- Physical illness or disability
- Poor communication and social skills
- Academic failure

## CAMH Services Estimated Need – based on 2004 CAMHS survey



[WWW.SOMERSET.GOV.UK](http://WWW.SOMERSET.GOV.UK)



## Commissioning Responsibilities

Level	Service	Comissioner
Universal	Gps Maternity Health Visiting Schools & early years	NHS England CCG SCC Public Health SCC Children's Services / RSC
Targeted	Primary mental health workers Educational Psychologist School Counselling On-line counselling School Nurses Bereavement support Phoenix	CCG / SCC Children's services Support Services for Education Schools CCG SCC Public Health SCC Public Health SCC Public Health
Specialist	CAMHS Community eating disorder service	CCG CCG
Highly specialist	Wessex House inpatients Outreach service	NHS E / CCG







## DSR Self Harm Admission Data 10-24yr olds (2015/16)

Area	Value	Lower CI	Upper CI
England	430.5	426.5	434.7
South West region	597.8	582.5	613.5
Bath and North East Som...	487.6	422.4	559.7
Bournemouth	648.7	568.5	736.7
Bristol	517.4	471.9	566.0
Cornwall	494.1*	449.5	541.8
Devon	614.1	572.3	658.1
Dorset	576.5	518.3	639.4
Gloucestershire	580.8	535.6	628.9
Isles of Scilly	*	-	-
North Somerset	536.9	458.2	625.2
Plymouth	617.2	551.1	688.8
Poole	780.8	672.8	901.2
Somerset	726.3	670.8	785.1
South Gloucestershire	482.1	422.8	547.5
Swindon	775.2	686.0	872.8
Torbay	1,167.9	1,023.4	1,327.1
Wiltshire	586.2	533.7	642.4

Source: Hospital Episode Statistics (HES) Copyright © 2016, Re-used with the permission of The Health and Social Care Information Centre. All rights reserved.



## Children Looked After's Emotional Health and Well-being (based on SDQ scores)

Indicator 4.4	Area	R12Months	R6Months	YTD	L3Months	L7Days	DoT	RAG
	<b>SOMERSET</b>	<b>73.8%</b> <i>(242/316)</i>	<b>n/a</b>	<b>68.5%</b> <i>(224/337)</i>	<b>n/a</b>	<b>n/a</b>		
% of Children Aged 4 and over, Looked After for more than one year OR since 1 April for YTD, that have had a Strength and Difficulties Questionnaire recorded.  Target: 90%  High % represents high performance.	Taunton	80.8% <i>(59/73)</i>	n/a	64.1% <i>(50/78)</i>	n/a	n/a		
	Sedgemoor	73.0% <i>(54/74)</i>	n/a	70.6% <i>(60/85)</i>	n/a	n/a		
	Mendip	80.6% <i>(51/67)</i>	n/a	59.7% <i>(40/67)</i>	n/a	n/a		
	South Somerset	77.2% <i>(61/79)</i>	n/a	71.1% <i>(59/83)</i>	n/a	n/a		
	Children with Disabilities	47.1% <i>(8/17)</i>	n/a	47.1% <i>(8/17)</i>	n/a	n/a		

WWW.SOMERSET.GOV.UK



## Children Looked After's Emotional Health and Well-being (based on SDQ scores)

Indicator 4.5	Area	R12Months	R6Months	YTD	L3Months	L7Days	DoT	RAG
	<b>SOMERSET</b>	<b>43.8%</b> (106/242)	n/a	<b>44.6%</b> (100/224)	n/a	n/a		
% of Children Aged 4 and over, Looked After for more than one year CR since 1 April for YTD, that have had a Strength and Difficulties Questionnaire recorded where the score indicates a Concern (>=17)	Taunton	40.7% (24/59)	n/a	48.0% (24/50)	n/a	n/a		
	Sedgemoor	48.1% (26/54)	n/a	48.3% (29/60)	n/a	n/a		
	Mendip	48.1% (26/54)	n/a	50.0% (20/40)	n/a	n/a		
	South Somerset	42.6% (26/61)	n/a	39.0% (23/59)	n/a	n/a		
	Children with Disabilities	50.0% (4/8)	n/a	50.0% (4/8)	n/a	n/a		